



Single Assessment Institution-Level Pass Rate Data: *Traditional Teacher Preparation Program Within IHE*

	HEOA - Title II 2019 - 2020 Academic Year
	Institution Name SETON HALL UNIVERSITY
	Institution Code 2811
	State New Jersey

April 5, 2021

Assessment Information ¹	Group	Number Taking Assessment	Number Passing Assessment	Institutional Pass Rate	Institutional Average Scaled Score	Assessment Cut Score ²	Statewide				
							Number Taking Assessment	Number Passing Assessment	Statewide Pass Rate	Statewide Average Scaled Score	
ART CONTENT KNOWLEDGE (5134) Test Company: ETS Score Range: 100-200	All enrolled students who have completed all nonclinical courses, 2019-20						9				
	Other enrolled students, 2019-20						36	30	83%	166	
	All program completers, 2019-20						44	43	98%	169	
	All program completers, 2018-19						52	48	92%	167	
	All program completers, 2017-18	2					158	74	72	97%	167
BIOLOGY CONTENT KNOWLEDGE (0235) Test Company: ETS Score Range: 100-200	All enrolled students who have completed all nonclinical courses, 2019-20						7				
	Other enrolled students, 2019-20						26	22	85%	166	
	All program completers, 2019-20	2					152	51	51	100%	168
	All program completers, 2018-19						56	56	100%	166	
	All program completers, 2017-18	1					152	66	66	100%	169
BUSINESS ED CONTENT KNOWLEDGE (5101) Test Company: ETS Score Range: 100-200	All enrolled students who have completed all nonclinical courses, 2019-20										
	Other enrolled students, 2019-20						1				
	All program completers, 2019-20						1				
	All program completers, 2018-19						2				
	All program completers, 2017-18						2				
CHEMISTRY CONTENT KNOWLEDGE (0245) Test Company: ETS Score Range: 100-200	All enrolled students who have completed all nonclinical courses, 2019-20						2				
	Other enrolled students, 2019-20						5				
	All program completers, 2019-20						12	12	100%	163	
	All program completers, 2018-19						14	14	100%	172	
	All program completers, 2017-18						14	14	100%	170	


Single Assessment Institution-Level Pass Rate Data: *Traditional Teacher Preparation Program Within IHE*

	HEOA - Title II 2019 - 2020 Academic Year
	Institution Name SETON HALL UNIVERSITY
	Institution Code 2811
	State New Jersey

April 5, 2021

Assessment Information ¹	Group	Number Taking Assessment	Number Passing Assessment	Institutional Pass Rate	Institutional Average Scaled Score	Assessment Cut Score ²	Statewide				
							Number Taking Assessment	Number Passing Assessment	Statewide Pass Rate	Statewide Average Scaled Score	
EARLY CHILDHOOD CONTENT KNOWLEDGE (5022) Test Company: ETS Score Range: 100-200	All enrolled students who have completed all nonclinical courses, 2019-20										
	Other enrolled students, 2019-20										
	All program completers, 2019-20										
	All program completers, 2018-19						6				
	All program completers, 2017-18						27	26	96%	171	
EARLY CHILDHOOD EDUCATION (5025) Test Company: ETS Score Range: 100-200	All enrolled students who have completed all nonclinical courses, 2019-20						68	63	93%	167	
	Other enrolled students, 2019-20						188	161	86%	167	
	All program completers, 2019-20						238	234	98%	169	
	All program completers, 2018-19						272	260	96%	169	
	All program completers, 2017-18						263	260	99%	170	
EARTH AND SPACE SCIENCES - CK (5571) Test Company: ETS Score Range: 100-200	All enrolled students who have completed all nonclinical courses, 2019-20						3				
	Other enrolled students, 2019-20						5				
	All program completers, 2019-20						4				
	All program completers, 2018-19						11	10	91%	163	
	All program completers, 2017-18						5				
ELEM ED MULTI SUBJ MATHEMATICS (DISC) (5033) Test Company: ETS Score Range: 100-200	All enrolled students who have completed all nonclinical courses, 2019-20										
	Other enrolled students, 2019-20										
	All program completers, 2019-20										
	All program completers, 2018-19						1				
	All program completers, 2017-18						7				


Single Assessment Institution-Level Pass Rate Data: *Traditional Teacher Preparation Program Within IHE*

	HEOA - Title II 2019 - 2020 Academic Year
	Institution Name SETON HALL UNIVERSITY
	Institution Code 2811
	State New Jersey

April 5, 2021

Assessment Information ¹	Group	Number Taking Assessment	Number Passing Assessment	Institutional Pass Rate	Institutional Average Scaled Score	Assessment Cut Score ²	Statewide			
							Number Taking Assessment	Number Passing Assessment	Statewide Pass Rate	Statewide Average Scaled Score
ELEM ED MULTI SUBJ MATHEMATICS (5003) Test Company: ETS Score Range: 100-200	All enrolled students who have completed all nonclinical courses, 2019-20						309	289	94%	175
	Other enrolled students, 2019-20	55	54	98%	180	157	742	663	89%	175
	All program completers, 2019-20	35	35	100%	183	157	1055	1042	99%	178
	All program completers, 2018-19	56	55	98%	182	157	1122	1104	98%	177
	All program completers, 2017-18	43	43	100%	182	157	1122	1106	99%	177
ELEM ED MULTI SUBJ READING LANG ARTS (DISC) (5032) Test Company: ETS Score Range: 100-200	All enrolled students who have completed all nonclinical courses, 2019-20									
	Other enrolled students, 2019-20									
	All program completers, 2019-20									
	All program completers, 2018-19						1			
	All program completers, 2017-18						6			
ELEM ED MULTI SUBJ READING LANG ARTS (5002) Test Company: ETS Score Range: 100-200	All enrolled students who have completed all nonclinical courses, 2019-20						311	296	95%	168
	Other enrolled students, 2019-20	56	52	93%	170	157	724	621	86%	167
	All program completers, 2019-20	36	36	100%	173	157	1056	1038	98%	170
	All program completers, 2018-19	56	55	98%	173	157	1121	1097	98%	170
	All program completers, 2017-18	44	43	98%	175	157	1122	1107	99%	171
ELEM ED MULTI SUBJ SCIENCES (DISC) (5035) Test Company: ETS Score Range: 100-200	All enrolled students who have completed all nonclinical courses, 2019-20									
	Other enrolled students, 2019-20									
	All program completers, 2019-20									
	All program completers, 2018-19						1			
	All program completers, 2017-18						7			


Single Assessment Institution-Level Pass Rate Data: Traditional Teacher Preparation Program Within IHE

	HEOA - Title II 2019 - 2020 Academic Year
	Institution Name SETON HALL UNIVERSITY
	Institution Code 2811
	State New Jersey

April 5, 2021

Assessment Information ¹	Group	Number Taking Assessment	Number Passing Assessment	Institutional Pass Rate	Institutional Average Scaled Score	Assessment Cut Score ²	Statewide			
							Number Taking Assessment	Number Passing Assessment	Statewide Pass Rate	Statewide Average Scaled Score
ELEM ED MULTI SUBJ SCIENCES (5005) Test Company: ETS Score Range: 100-200	All enrolled students who have completed all nonclinical courses, 2019-20						306	281	92%	169
	Other enrolled students, 2019-20	53	47	89%	170	155	712	592	83%	166
	All program completers, 2019-20	37	35	95%	169	155	1056	1033	98%	170
	All program completers, 2018-19	56	55	98%	173	155	1122	1098	98%	170
	All program completers, 2017-18	44	43	98%	173	155	1124	1108	99%	170
ELEM ED MULTI SUBJ SOCIAL STUDIES (DISC) (5034) Test Company: ETS Score Range: 100-200	All enrolled students who have completed all nonclinical courses, 2019-20									
	Other enrolled students, 2019-20									
	All program completers, 2019-20									
	All program completers, 2018-19						1			
	All program completers, 2017-18						6			
ELEM ED MULTI SUBJ SOCIAL STUDIES (5004) Test Company: ETS Score Range: 100-200	All enrolled students who have completed all nonclinical courses, 2019-20						305	260	85%	164
	Other enrolled students, 2019-20	53	44	83%	161	155	723	536	74%	161
	All program completers, 2019-20	37	33	89%	166	155	1056	1003	95%	166
	All program completers, 2018-19	56	53	95%	168	155	1122	1075	96%	166
	All program completers, 2017-18	43	42	98%	168	155	1123	1089	97%	167
ENGLISH LANGUAGE ARTS: CK (5038) Test Company: ETS Score Range: 100-200	All enrolled students who have completed all nonclinical courses, 2019-20						37	31	84%	179
	Other enrolled students, 2019-20	1				167	117	96	82%	175
	All program completers, 2019-20	4				167	180	179	99%	177
	All program completers, 2018-19	3				167	212	207	98%	178
	All program completers, 2017-18	4				167	213	209	98%	179


Single Assessment Institution-Level Pass Rate Data: Traditional Teacher Preparation Program Within IHE

	HEOA - Title II 2019 - 2020 Academic Year
	Institution Name SETON HALL UNIVERSITY
	Institution Code 2811
	State New Jersey

April 5, 2021

Assessment Information ¹	Group	Number Taking Assessment	Number Passing Assessment	Institutional Pass Rate	Institutional Average Scaled Score	Assessment Cut Score ²	Statewide			
							Number Taking Assessment	Number Passing Assessment	Statewide Pass Rate	Statewide Average Scaled Score
FRENCH WORLD LANGUAGE (5174) Test Company: ETS Score Range: 100-200	All enrolled students who have completed all nonclinical courses, 2019-20						3			
	Other enrolled students, 2019-20						1			
	All program completers, 2019-20						2			
	All program completers, 2018-19						1			
	All program completers, 2017-18						4			
GENERAL SCI CONTENT KNOWLEDGE (0435) Test Company: ETS Score Range: 100-200	All enrolled students who have completed all nonclinical courses, 2019-20						16	12	75%	164
	Other enrolled students, 2019-20						42	32	76%	161
	All program completers, 2019-20	2				152	77	71	92%	166
	All program completers, 2018-19						91	90	99%	168
	All program completers, 2017-18	2				152	105	103	98%	167
GERMAN WORLD LANGUAGE (5183) Test Company: ETS Score Range: 100-200	All enrolled students who have completed all nonclinical courses, 2019-20									
	Other enrolled students, 2019-20									
	All program completers, 2019-20									
	All program completers, 2018-19									
	All program completers, 2017-18						1			
HEALTH AND PE (DISC) (5856) Test Company: ETS Score Range: 100-200	All enrolled students who have completed all nonclinical courses, 2019-20									
	Other enrolled students, 2019-20									
	All program completers, 2019-20									
	All program completers, 2018-19									
	All program completers, 2017-18						1			


Single Assessment Institution-Level Pass Rate Data: *Traditional Teacher Preparation Program Within IHE*

	HEOA - Title II 2019 - 2020 Academic Year	
	Institution Name	SETON HALL UNIVERSITY
	Institution Code	2811
	State	New Jersey

April 5, 2021

Assessment Information ¹	Group	Number Taking Assessment	Number Passing Assessment	Institutional Pass Rate	Institutional Average Scaled Score	Assessment Cut Score ²	Statewide			
							Number Taking Assessment	Number Passing Assessment	Statewide Pass Rate	Statewide Average Scaled Score
HEALTH AND PE (5857) Test Company: ETS Score Range: 100-200	All enrolled students who have completed all nonclinical courses, 2019-20						27	20	74%	166
	Other enrolled students, 2019-20						56	43	77%	162
	All program completers, 2019-20						136	130	96%	168
	All program completers, 2018-19						122	117	96%	168
	All program completers, 2017-18						146	146	100%	169
MARKETING EDUCATION (5561) Test Company: ETS Score Range: 100-200	All enrolled students who have completed all nonclinical courses, 2019-20									
	Other enrolled students, 2019-20									
	All program completers, 2019-20						1			
	All program completers, 2018-19									
	All program completers, 2017-18									
MATHEMATICS CONTENT KNOWLEDGE (5161) Test Company: ETS Score Range: 100-200	All enrolled students who have completed all nonclinical courses, 2019-20						31	18	58%	159
	Other enrolled students, 2019-20	3				160	54	17	31%	152
	All program completers, 2019-20	1				160	102	95	93%	170
	All program completers, 2018-19	1				160	135	127	94%	171
	All program completers, 2017-18	1				160	122	115	94%	168
MIDDLE SCHOOL MATHEMATICS (5169) Test Company: ETS Score Range: 100-200	All enrolled students who have completed all nonclinical courses, 2019-20									
	Other enrolled students, 2019-20						4			
	All program completers, 2019-20									
	All program completers, 2018-19									
	All program completers, 2017-18									


Single Assessment Institution-Level Pass Rate Data: *Traditional Teacher Preparation Program Within IHE*

	HEOA - Title II 2019 - 2020 Academic Year	
	Institution Name	SETON HALL UNIVERSITY
	Institution Code	2811
	State	New Jersey

April 5, 2021

Assessment Information ¹	Group	Number Taking Assessment	Number Passing Assessment	Institutional Pass Rate	Institutional Average Scaled Score	Assessment Cut Score ²	Statewide			
							Number Taking Assessment	Number Passing Assessment	Statewide Pass Rate	Statewide Average Scaled Score
MUSIC CONTENT KNOWLEDGE (0113) Test Company: ETS Score Range: 100-200	All enrolled students who have completed all nonclinical courses, 2019-20						9			
	Other enrolled students, 2019-20						49	37	76%	164
	All program completers, 2019-20	1				153	141	139	99%	168
	All program completers, 2018-19						138	136	99%	169
	All program completers, 2017-18	1				153	147	145	99%	169
PHYSICAL ED CONTENT KNOWLEDGE (5091) Test Company: ETS Score Range: 100-200	All enrolled students who have completed all nonclinical courses, 2019-20									
	Other enrolled students, 2019-20						3			
	All program completers, 2019-20									
	All program completers, 2018-19									
	All program completers, 2017-18									
PHYSICS CONTENT KNOWLEDGE (5265) Test Company: ETS Score Range: 100-200	All enrolled students who have completed all nonclinical courses, 2019-20						3			
	Other enrolled students, 2019-20						6			
	All program completers, 2019-20						13	13	100%	168
	All program completers, 2018-19						10	10	100%	162
	All program completers, 2017-18						20	20	100%	165
SOCIAL STUDIES CONTENT KNOWLEDGE (0081) Test Company: ETS Score Range: 100-200	All enrolled students who have completed all nonclinical courses, 2019-20						61	50	82%	166
	Other enrolled students, 2019-20	2				157	106	81	76%	164
	All program completers, 2019-20	3				157	194	184	95%	168
	All program completers, 2018-19	2				157	180	175	97%	168
	All program completers, 2017-18	1				157	190	183	96%	168


Single Assessment Institution-Level Pass Rate Data: Traditional Teacher Preparation Program Within IHE

	HEOA - Title II 2019 - 2020 Academic Year
	Institution Name SETON HALL UNIVERSITY
	Institution Code 2811
	State New Jersey

April 5, 2021

Assessment Information ¹	Group	Number Taking Assessment	Number Passing Assessment	Institutional Pass Rate	Institutional Average Scaled Score	Assessment Cut Score ²	Statewide				
							Number Taking Assessment	Number Passing Assessment	Statewide Pass Rate	Statewide Average Scaled Score	
SPANISH WORLD LANGUAGE (5195) Test Company: ETS Score Range: 100-200	All enrolled students who have completed all nonclinical courses, 2019-20										
	Other enrolled students, 2019-20						11	8	73%	169	
	All program completers, 2019-20						26	25	96%	179	
	All program completers, 2018-19						17	15	88%	179	
	All program completers, 2017-18	2					168	30	30	100%	179
TECHNOLOGY EDUCATION (5051) Test Company: ETS Score Range: 100-200	All enrolled students who have completed all nonclinical courses, 2019-20						2				
	Other enrolled students, 2019-20						3				
	All program completers, 2019-20						5				
	All program completers, 2018-19						7				
	All program completers, 2017-18						9				
THEATRE (5641) Test Company: ETS Score Range: 100-200	All enrolled students who have completed all nonclinical courses, 2019-20						1				
	Other enrolled students, 2019-20						5				
	All program completers, 2019-20						4				
	All program completers, 2018-19						3				
	All program completers, 2017-18						4				
EDTPA: BUSINESS EDUCATION (TPA0102) Test Company: E.S. Pearson* Score Range: 15-75	All enrolled students who have completed all nonclinical courses, 2019-20										
	Other enrolled students, 2019-20										
	All program completers, 2019-20						1				
	All program completers, 2018-19										
	All program completers, 2017-18										

Single Assessment Institution-Level Pass Rate Data: Traditional Teacher Preparation Program Within IHE


	HEOA - Title II 2019 - 2020 Academic Year
	Institution Name
	Institution Code
	State

**SETON HALL UNIVERSITY
2811
New Jersey**

April 5, 2021

Assessment Information ¹	Group	Number Taking Assessment	Number Passing Assessment	Institutional Pass Rate	Institutional Average Scaled Score	Assessment Cut Score ²	Statewide			
							Number Taking Assessment	Number Passing Assessment	Statewide Pass Rate	Statewide Average Scaled Score
EDTPA: EARLY CHILDHOOD (TPA0014) Test Company: E.S. Pearson* Score Range: 15-75	All enrolled students who have completed all nonclinical courses, 2019-20						3			
	Other enrolled students, 2019-20						6			
	All program completers, 2019-20	1				37	192	186	97%	43
	All program completers, 2018-19									
	All program completers, 2017-18									
EDTPA: ELEM ED LITERACY WITH MATHEMATICS TASK 4 (TPA0110) Test Company: E.S. Pearson* Score Range: 18-90	All enrolled students who have completed all nonclinical courses, 2019-20						8			
	Other enrolled students, 2019-20	1				44	9			
	All program completers, 2019-20	31	31	100%	53	44	882	852	97%	53
	All program completers, 2018-19									
	All program completers, 2017-18									
EDTPA: ENGLISH AS AN ADDITIONAL LANGUAGE (TPA0115) Test Company: E.S. Pearson* Score Range: 15-75	All enrolled students who have completed all nonclinical courses, 2019-20									
	Other enrolled students, 2019-20						1			
	All program completers, 2019-20						15	15	100%	50
	All program completers, 2018-19									
	All program completers, 2017-18									
EDTPA: HEALTH EDUCATION (TPA0119) Test Company: E.S. Pearson* Score Range: 15-75	All enrolled students who have completed all nonclinical courses, 2019-20									
	Other enrolled students, 2019-20									
	All program completers, 2019-20						1			
	All program completers, 2018-19									
	All program completers, 2017-18									


Single Assessment Institution-Level Pass Rate Data: *Traditional Teacher Preparation Program Within IHE*

	HEOA - Title II 2019 - 2020 Academic Year	
	Institution Name	SETON HALL UNIVERSITY
	Institution Code	2811
	State	New Jersey

April 5, 2021

Assessment Information ¹	Group	Number Taking Assessment	Number Passing Assessment	Institutional Pass Rate	Institutional Average Scaled Score	Assessment Cut Score ²	Statewide			
							Number Taking Assessment	Number Passing Assessment	Statewide Pass Rate	Statewide Average Scaled Score
EDTPA: K-12 PERFORMING ARTS (TPA0021) Test Company: E.S. Pearson* Score Range: 15-75	All enrolled students who have completed all nonclinical courses, 2019-20									
	Other enrolled students, 2019-20						3			
	All program completers, 2019-20	1				37	124	121	98%	46
	All program completers, 2018-19									
	All program completers, 2017-18									
EDTPA: K-12 PHYSICAL EDUCATION (TPA0011) Test Company: E.S. Pearson* Score Range: 15-75	All enrolled students who have completed all nonclinical courses, 2019-20						1			
	Other enrolled students, 2019-20						2			
	All program completers, 2019-20						125	119	95%	42
	All program completers, 2018-19									
	All program completers, 2017-18									
EDTPA: MIDDLE CHILDHOOD ENGLISH LANGUAGE ARTS (TPA0018) Test Company: E.S. Pearson* Score Range: 15-75	All enrolled students who have completed all nonclinical courses, 2019-20									
	Other enrolled students, 2019-20									
	All program completers, 2019-20						26	26	100%	49
	All program completers, 2018-19									
	All program completers, 2017-18									
EDTPA: MIDDLE CHILDHOOD HISTORY-SOCIAL STUDIES (TPA0019) Test Company: E.S. Pearson* Score Range: 15-75	All enrolled students who have completed all nonclinical courses, 2019-20									
	Other enrolled students, 2019-20									
	All program completers, 2019-20						16	16	100%	46
	All program completers, 2018-19									
	All program completers, 2017-18									

Single Assessment Institution-Level Pass Rate Data: Traditional Teacher Preparation Program Within IHE


	HEOA - Title II 2019 - 2020 Academic Year
	Institution Name
	Institution Code
	State

SETON HALL UNIVERSITY
2811
New Jersey

April 5, 2021

Assessment Information ¹	Group	Number Taking Assessment	Number Passing Assessment	Institutional Pass Rate	Institutional Average Scaled Score	Assessment Cut Score ²	Statewide				
							Number Taking Assessment	Number Passing Assessment	Statewide Pass Rate	Statewide Average Scaled Score	
EDTPA: MIDDLE CHILDHOOD MATHEMATICS (TPA0016) Test Company: E.S. Pearson* Score Range: 15-75	All enrolled students who have completed all nonclinical courses, 2019-20										
	Other enrolled students, 2019-20						1				
	All program completers, 2019-20						24	24	100%	45	
	All program completers, 2018-19										
	All program completers, 2017-18										
EDTPA: MIDDLE CHILDHOOD SCIENCE (TPA0017) Test Company: E.S. Pearson* Score Range: 15-75	All enrolled students who have completed all nonclinical courses, 2019-20										
	Other enrolled students, 2019-20										
	All program completers, 2019-20						5				
	All program completers, 2018-19										
	All program completers, 2017-18										
EDTPA: SECONDARY ENGLISH LANGUAGE ARTS (TPA0003) Test Company: E.S. Pearson* Score Range: 15-75	All enrolled students who have completed all nonclinical courses, 2019-20						1				
	Other enrolled students, 2019-20						3				
	All program completers, 2019-20	3				37	153	149	97%	46	
	All program completers, 2018-19										
	All program completers, 2017-18										
EDTPA: SECONDARY HISTORY-SOCIAL STUDIES (TPA0004) Test Company: E.S. Pearson* Score Range: 15-75	All enrolled students who have completed all nonclinical courses, 2019-20						1				
	Other enrolled students, 2019-20						2				
	All program completers, 2019-20	3				37	158	158	100%	46	
	All program completers, 2018-19										
	All program completers, 2017-18										


Single Assessment Institution-Level Pass Rate Data: *Traditional Teacher Preparation Program Within IHE*

	HEOA - Title II 2019 - 2020 Academic Year	
	Institution Name	SETON HALL UNIVERSITY
	Institution Code	2811
	State	New Jersey

April 5, 2021

Assessment Information ¹	Group	Number Taking Assessment	Number Passing Assessment	Institutional Pass Rate	Institutional Average Scaled Score	Assessment Cut Score ²	Statewide				
							Number Taking Assessment	Number Passing Assessment	Statewide Pass Rate	Statewide Average Scaled Score	
EDTPA: SECONDARY MATHEMATICS (TPA0005) Test Company: E.S. Pearson* Score Range: 15-75	All enrolled students who have completed all nonclinical courses, 2019-20										
	Other enrolled students, 2019-20						1				
	All program completers, 2019-20	1				37	80	76	95%	41	
	All program completers, 2018-19										
	All program completers, 2017-18										
EDTPA: SECONDARY SCIENCE (TPA0006) Test Company: E.S. Pearson* Score Range: 15-75	All enrolled students who have completed all nonclinical courses, 2019-20										
	Other enrolled students, 2019-20										
	All program completers, 2019-20	2				37	64	63	98%	43	
	All program completers, 2018-19										
	All program completers, 2017-18										
EDTPA: TECHNOLOGY AND ENGINEERING EDUCATION (TPA0143) Test Company: E.S. Pearson* Score Range: 15-75	All enrolled students who have completed all nonclinical courses, 2019-20						1				
	Other enrolled students, 2019-20										
	All program completers, 2019-20						4				
	All program completers, 2018-19										
	All program completers, 2017-18										
EDTPA: VISUAL ARTS (TPA0015) Test Company: E.S. Pearson* Score Range: 15-75	All enrolled students who have completed all nonclinical courses, 2019-20										
	Other enrolled students, 2019-20						1				
	All program completers, 2019-20						42	42	100%	53	
	All program completers, 2018-19										
	All program completers, 2017-18										

Single Assessment Institution-Level Pass Rate Data: Traditional Teacher Preparation Program Within IHE


	HEOA - Title II 2019 - 2020 Academic Year
	Institution Name
	Institution Code
	State

**SETON HALL UNIVERSITY
2811
New Jersey**

April 5, 2021

Assessment Information ¹	Group	Number Taking Assessment	Number Passing Assessment	Institutional Pass Rate	Institutional Average Scaled Score	Assessment Cut Score ²	Statewide				
							Number Taking Assessment	Number Passing Assessment	Statewide Pass Rate	Statewide Average Scaled Score	
EDTPA: WORLD LANGUAGES (TPA0020) Test Company: E.S. Pearson* Score Range: 13-65	All enrolled students who have completed all nonclinical courses, 2019-20										
	Other enrolled students, 2019-20						2				
	All program completers, 2019-20						21	19	90%	38	
	All program completers, 2018-19										
	All program completers, 2017-18										
OPI ENGLISH (ACT1005) Test Company: ACTFL* Score Range: 1-10	All enrolled students who have completed all nonclinical courses, 2019-20						3				
	Other enrolled students, 2019-20						11	11	100%	10	
	All program completers, 2019-20						18	18	100%	10	
	All program completers, 2018-19						15	15	100%	10	
	All program completers, 2017-18						15	15	100%	10	
OPI FRENCH (ACT1006) Test Company: ACTFL* Score Range: 1-10	All enrolled students who have completed all nonclinical courses, 2019-20										
	Other enrolled students, 2019-20										
	All program completers, 2019-20						2				
	All program completers, 2018-19						1				
	All program completers, 2017-18						4				
OPI GERMAN (ACT1007) Test Company: ACTFL* Score Range: 1-10	All enrolled students who have completed all nonclinical courses, 2019-20										
	Other enrolled students, 2019-20										
	All program completers, 2019-20										
	All program completers, 2018-19										
	All program completers, 2017-18						1				

Single Assessment Institution-Level Pass Rate Data: Traditional Teacher Preparation Program Within IHE

	HEOA - Title II 2019 - 2020 Academic Year
	Institution Name SETON HALL UNIVERSITY
	Institution Code 2811
	State New Jersey

April 5, 2021

Assessment Information ¹	Group	Number Taking Assessment	Number Passing Assessment	Institutional Pass Rate	Institutional Average Scaled Score	Assessment Cut Score ²	Statewide			
							Number Taking Assessment	Number Passing Assessment	Statewide Pass Rate	Statewide Average Scaled Score
OPI ITALIAN (ACT1010) Test Company: ACTFL* Score Range: 1-10	All enrolled students who have completed all nonclinical courses, 2019-20									
	Other enrolled students, 2019-20						1			
	All program completers, 2019-20									
	All program completers, 2018-19									
	All program completers, 2017-18									
OPI SPANISH (ACT1018) Test Company: ACTFL* Score Range: 1-10	All enrolled students who have completed all nonclinical courses, 2019-20									
	Other enrolled students, 2019-20						7			
	All program completers, 2019-20						16	16	100%	8
	All program completers, 2018-19						9			
	All program completers, 2017-18						21	21	100%	8
WPT ENGLISH (ACT2004) Test Company: ACTFL* Score Range: 1-10	All enrolled students who have completed all nonclinical courses, 2019-20						2			
	Other enrolled students, 2019-20						10	10	100%	9
	All program completers, 2019-20						15	15	100%	10
	All program completers, 2018-19						11	11	100%	10
	All program completers, 2017-18						12	12	100%	9

Note: In cases where there are less than ten students taking the assessment or license/certificate, the number passing and pass rate are not reported.

¹Tests with multiple delivery options (computer, paper, etc.) will be noted with the assessment code for one format only.

²Cut scores may vary for groups depending upon when the cut scores are established by the state and when each group completed their teacher certification or licensure assessment.

*Questions regarding tests listed by this testing company must be addressed to your state Title II Coordinator.