

---

CLASS OF 2028

**WELCOME FUTURE PIRATES**

# Printable Party Favors

**#SetonHall2028**

**Tag us on Instagram @setonhall and @halladmissions**

# What's Inside


- 1 Banners**
- 2 Photo Props**
- 3 Cupcake Toppers**
- 4 Tabletop Logos**


**Tip:** Print on cardstock for sturdier results, or download and bring to your local printer for better quality!


---


## 1 BANNERS


1. Cut along the dotted line.
2. Punch holes as indicated and string through each piece (see below)





















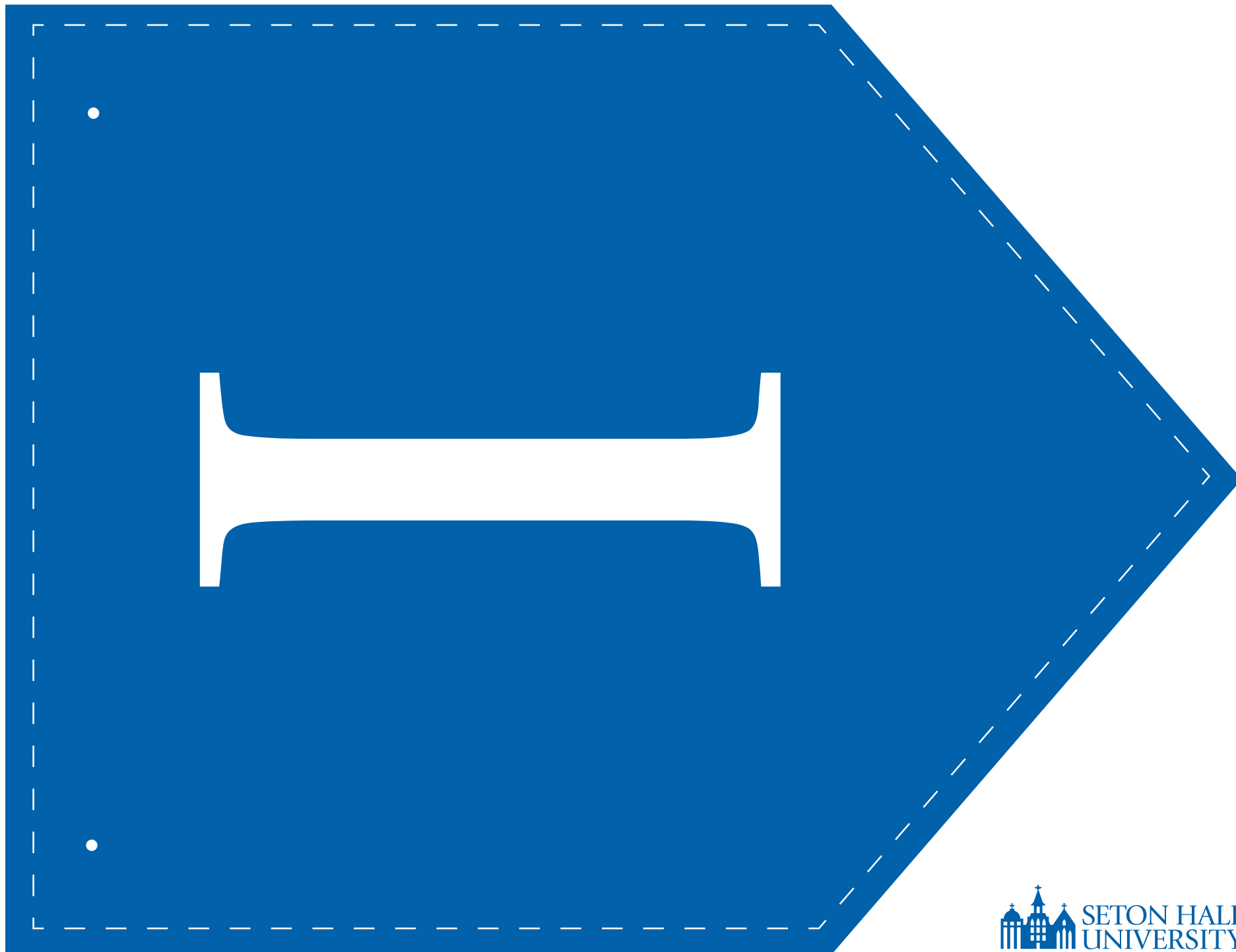










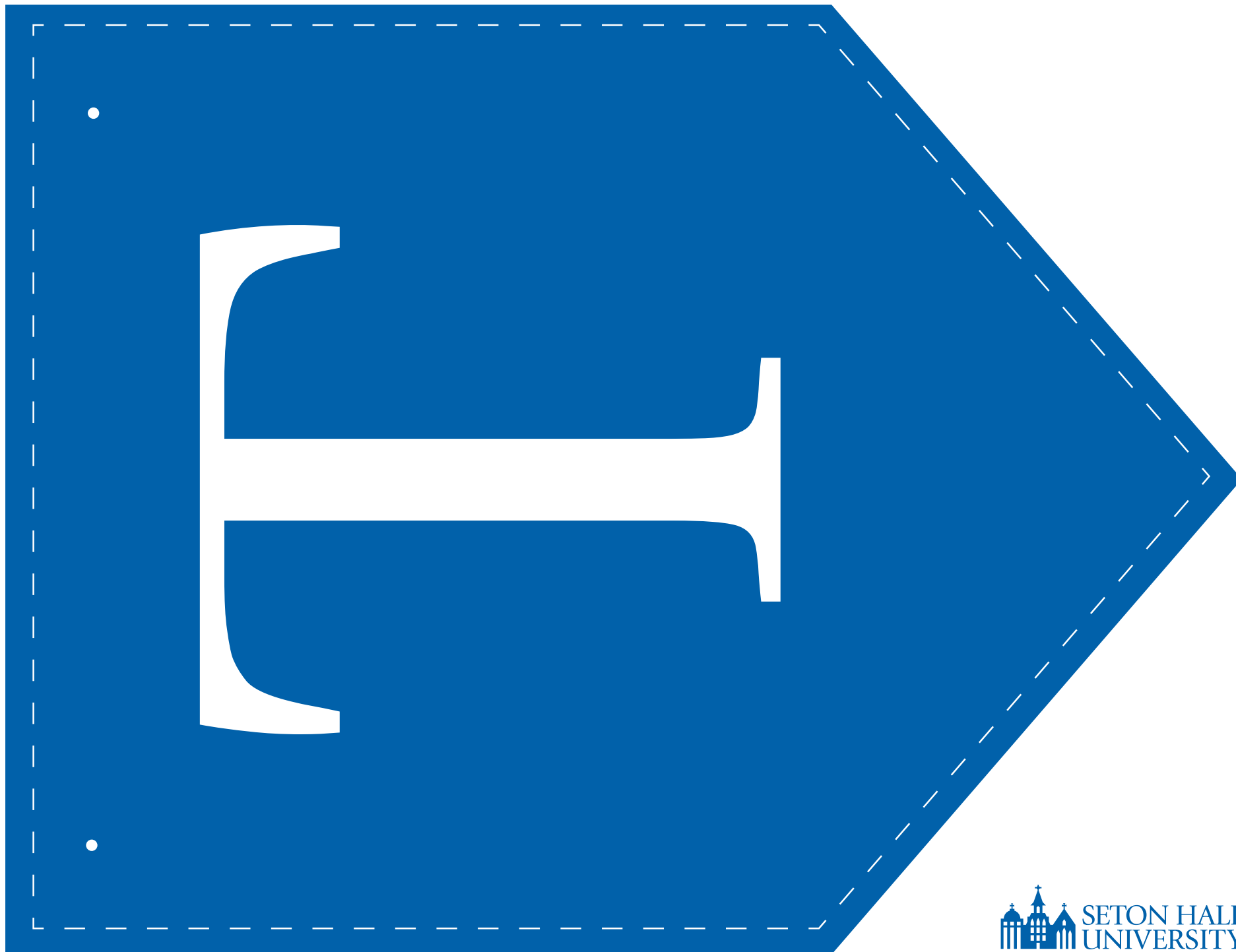






















# Class of











## 2 PHOTO PROPS

1. Cut along the dotted line.
2. Attach to stick and use as a prop for photos



## 2 PHOTO PROPS



---


**2 PHOTO PROPS**



**CLASS OF**  
**2028**  
**SETON HALL**  
**UNIVERSITY**

### 3 CUPCAKE TOPPERS

1. Cut along the dotted line.
2. Attach to lollipop stick.
3. Place in cupcake or muffin and serve



---

**3 CUPCAKE TOPPERS**



#### 4 TABLETOP LOGOS

1. Cut along the dotted line.
2. Fold blue tabs inward to support the logo.



#### 4 TABLETOP LOGOS

1. Cut along the dotted line.
2. Fold blue tabs inward to support the logo.





---

#### 4 TABLETOP LOGOS

1. Cut along the dotted line.
2. Fold blue tabs inward to support the logo.

