
CLASS OF 2020

Printable Party Favors

#SetonHall2020

Tag us on Instagram @setonhall


What's Inside


- 1 Banners**
- 2 Photo Props**
- 3 Cupcake Toppers**
- 4 Tabletop Logos**


Tip: Print on cardstock for sturdier results, or download and bring to your local printer for better quality!


1 BANNERS


1. Cut along the dotted line.
2. Punch holes as indicated and string through each piece (see below)



















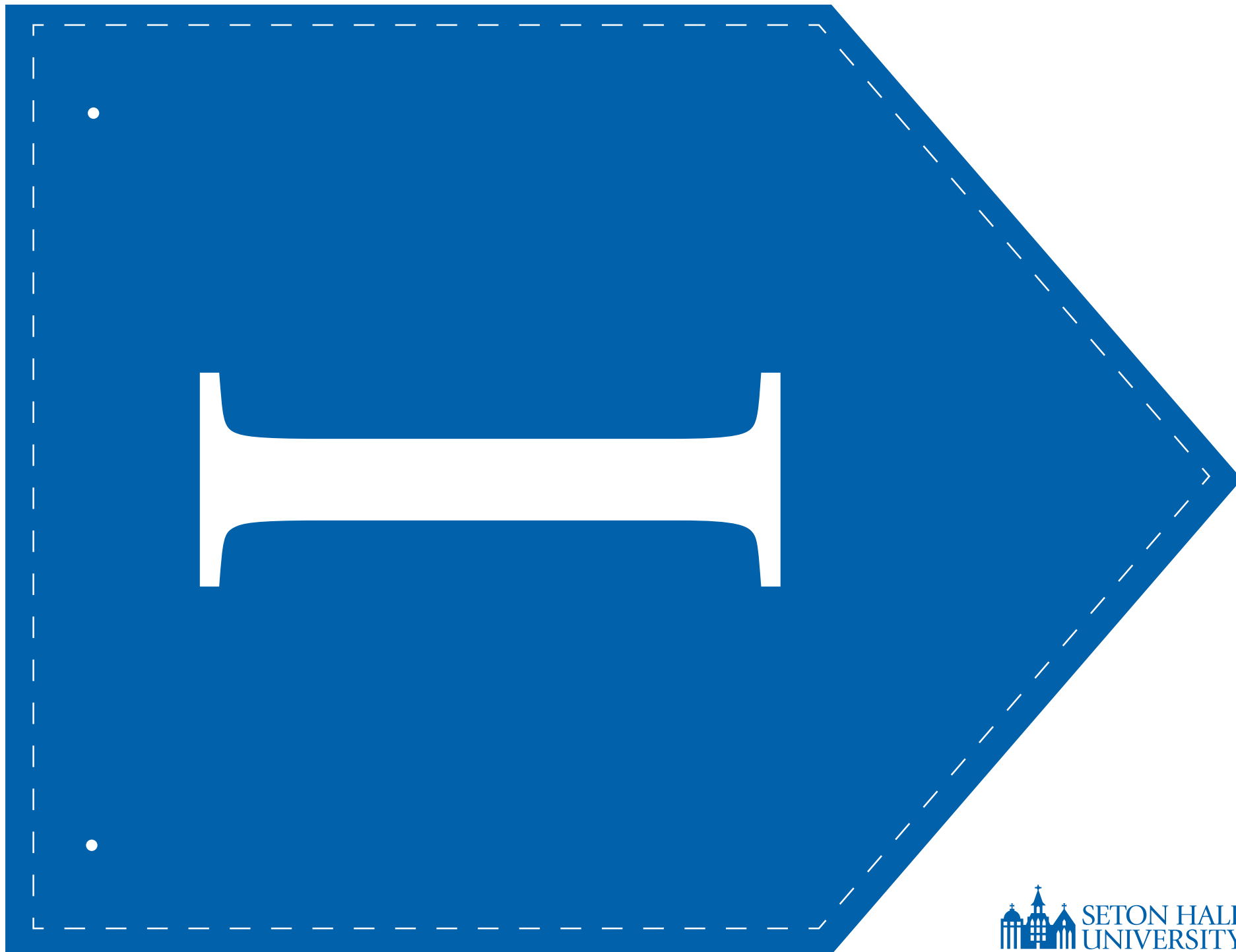








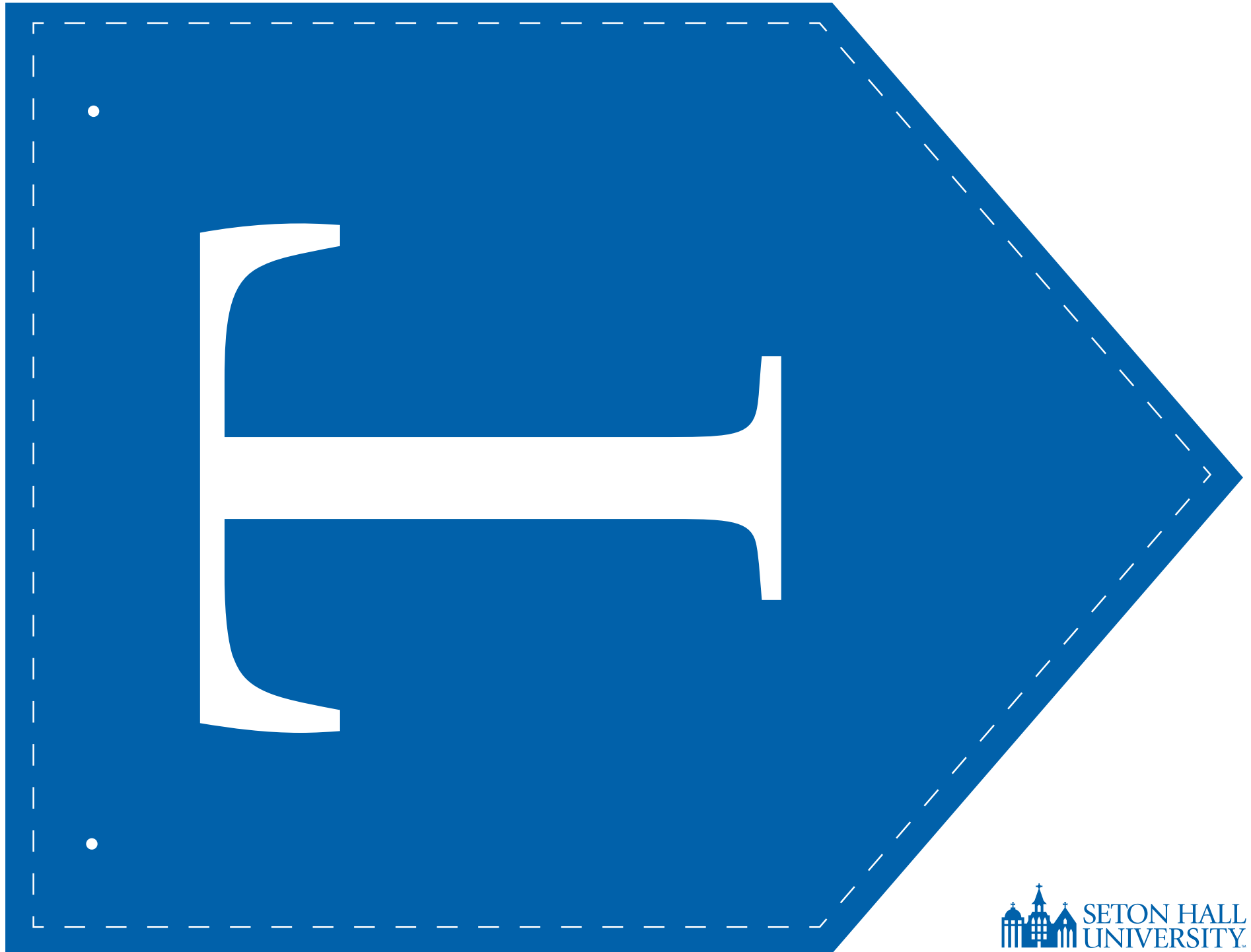






















Class of









2 PHOTO PROPS

1. Cut along the dotted line.
2. Attach to stick and use as a prop for photos



2 PHOTO PROPS




2 PHOTO PROPS



CLASS OF
2020
SETON HALL
UNIVERSITY

3 CUPCAKE TOPPERS

1. Cut along the dotted line.
2. Attach to lollipop stick.
3. Place in cupcake or muffin and serve



3 CUPCAKE TOPPERS



4 TABLETOP LOGOS

1. Cut along the dotted line.
2. Fold blue tabs inward to support the logo.



4 TABLETOP LOGOS

1. Cut along the dotted line.
2. Fold blue tabs inward to support the logo.



4 TABLETOP LOGOS

1. Cut along the dotted line.
2. Fold blue tabs inward to support the logo.

